MetLogix

The Gx200

A Digital Readout for Simple and Advanced Gauging Applications

- Supporting touchscreen and keypad controls
- Advanced gauging using sophisticated formulas
- Clean and intuitive user interface

What is the Gx200?

The Gx200 is an advanced digital readout system for performing single or multi-point gauge measurements at very high levels of precision and accuracy.

The Gx200 can be configured for up to 16 channels of input*.

How the Gx200 Works

- ✓ The Gx200 utilizes formulas to define and display dimensions based on channel inputs.
- ✓ Formulas can be as simple as a single channel reading, or complex with use of powerful logic statements, employing mathematical calculations, and other dynamic functionality.

Quick Setup - Flexible Formula Entry

Multiple data entry mechanisms allow Parts to be set up quickly and easily, regardless of their complexity. Entry methods include:

- ✓ **Intelligent formula builder**:
  Use Channel Inputs, Math Operators and Conditional Logic functions directly from the internal graphical editor for building formulas.

*16 channels available for the Solartron Orbit® Interface only. All other input types are available up to 8 channels.

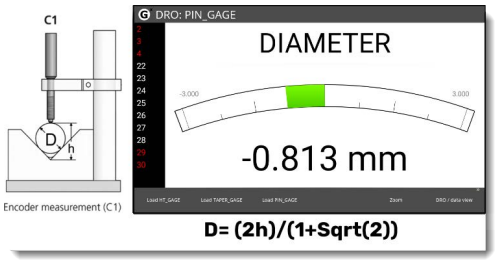

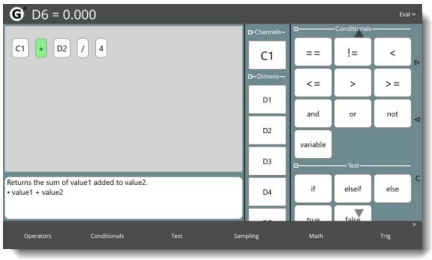

Automation and Metrology International, LLC
1-888-354-2525 | sales@auto-met.com
8808 Tyler Blvd, Mentor, OH 44060 | Request a quote: auto-met.com

MetLogix

Quick Setup - Flexible Formula Entry

- ✓ **Generate direct keyboard entry:** Use a USB or Bluetooth keyboard to type formulas directly into the dimension setup screen.
- ✓ **Upload externally authored scripts:** Create part scripts and formulas in the external editor of your choosing and upload them to your Gx Part.

Wide Range of Supported Probe Types*

Flexible, compact, microprocessor-based gauge amplifier offering support for the following probe types:

- ✓ Analog and Digital Length Gages
- ✓ Full and Half Bridge LVDT Probes
- ✓ Air to Electronic Interface
- ✓ Solartron Orbit® Probe Network (USB)

Extensive Connectivity

- ✓ USB
- ✓ General Purpose Input Output (GPIO - Up to 24V logic level)
- ✓ RS-232
- ✓ Footswitch input
- ✓ Bluetooth peripherals
- ✓ Wi-Fi data exchange

Graphical Data Views

Multiple View Types provide flexibility in how gauging results can be viewed and reported. A clear indication of tolerance status (pass/fail) is always visible.

Display dimensions either individually, or with up to 7 simultaneously. In DRO view, you can display the dimensions with horizontal bar, vertical bar, or dial gauges.

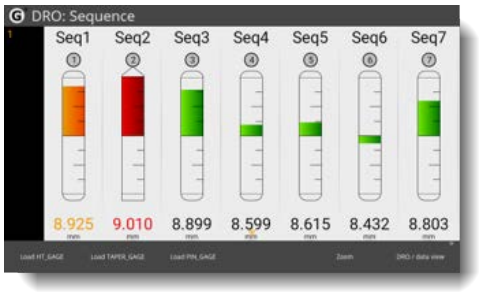

*Contact us to learn more about supported interfaces.

MetLogix

Color Coded Data View

A Parts Database collects and displays individual gauge results in a tabular sheet view, providing a quick way to view past results across multiple gauge dimensions.

Multiple View Types

View results using a variety of supported display types.

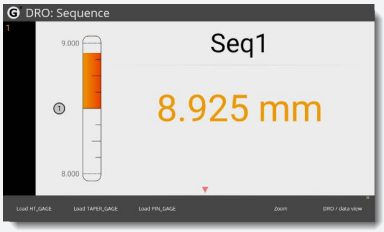

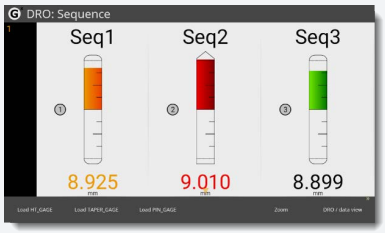

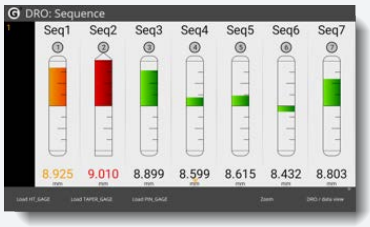

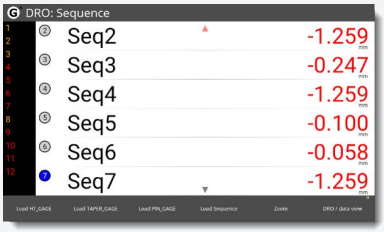

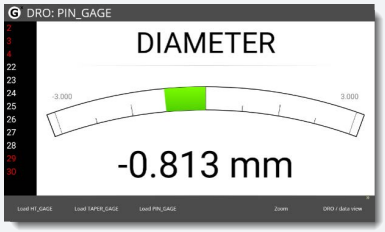

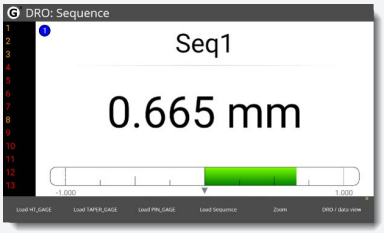

Data Graph View

A graph-based view allows you to review measurement results over time, including upper and lower tolerance limits.

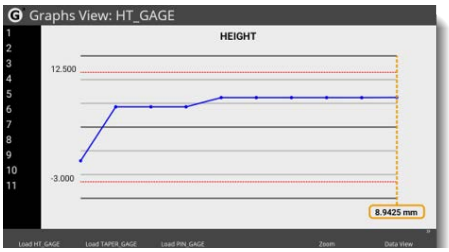

Stats Calculations View

A statistics view displays the calculated Min, Max, Range, Average, Std Deviation, and 6 Sigma values for the recorded data.



Stats View: HT_GAGE

	HEIGHT
Min	-0.0175 mm
Max	8.9425 mm
Range	8.9600 mm
Average	7.7085 mm
Std Dev	2.5061 mm
6 Sigma	15.0364 mm

MetLogix

Data Handling

Multiple records management options create a flexible environment for gauging workflows.

- ✓ Export records data to USB Storage
- ✓ Send records data via RS-232
- ✓ Print records data to a Wi-Fi enabled printer
- ✓ Transmit records data wirelessly using the GxLink app, and from the GxLink app directly to Excel.

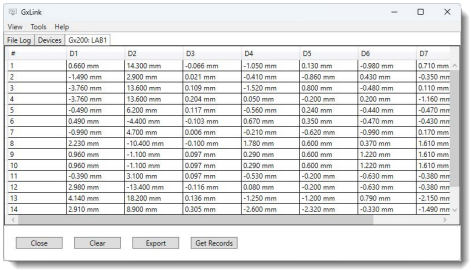

#	D1	D2	D3	D4	D5	D6	D7
1	0.660 mm	14.300 mm	-0.066 mm	-1.050 mm	0.130 mm	-0.980 mm	0.710 mm
2	-1.490 mm	2.900 mm	0.021 mm	-0.410 mm	-0.860 mm	0.430 mm	-0.350 mm
3	-3.760 mm	13.600 mm	0.109 mm	-1.520 mm	0.800 mm	-0.480 mm	0.110 mm
4	-3.760 mm	13.600 mm	0.204 mm	0.050 mm	-0.200 mm	0.200 mm	-1.160 mm
5	-0.490 mm	6.200 mm	0.117 mm	-0.560 mm	0.240 mm	-0.440 mm	-0.470 mm
6	0.490 mm	-4.400 mm	-0.103 mm	0.670 mm	0.350 mm	-0.470 mm	-0.430 mm
7	-0.990 mm	4.700 mm	0.006 mm	-0.210 mm	-0.620 mm	-0.990 mm	0.170 mm
8	2.230 mm	-10.400 mm	-0.100 mm	1.780 mm	0.600 mm	0.370 mm	1.610 mm
9	0.960 mm	-1.100 mm	0.097 mm	0.290 mm	0.600 mm	1.220 mm	1.610 mm
10	0.960 mm	-1.100 mm	0.097 mm	0.290 mm	0.600 mm	1.220 mm	1.610 mm
11	-0.390 mm	3.100 mm	0.097 mm	-0.530 mm	-0.200 mm	-0.630 mm	-0.380 mm
12	2.980 mm	-13.400 mm	-0.116 mm	0.080 mm	-0.200 mm	-0.630 mm	-0.380 mm
13	4.140 mm	18.200 mm	0.136 mm	-1.250 mm	-1.200 mm	0.790 mm	-2.150 mm
14	2.910 mm	8.900 mm	0.305 mm	-2.600 mm	-2.320 mm	-0.330 mm	-1.490 mm

Advantages of the Gx200

- ✓ **Easy to program** - tackling both simple and complex gauge applications with the ability to enter and define gauge dimensions directly in the readout, or by using external scripting tools.
- ✓ **Advanced formula capabilities** - coupled with multiple I/O options, programmers have the flexibility needed to tackle todays demanding gauging challenges.
- ✓ **Data export and handling flexibility**
- ✓ **Extensive connectivity**

MetLogix

Gx200 Specifications

Display: 7" Color 1024 X 600 LCD, with an LED backlit capacitive touch screen.

Power supply (included): 100-240VAC, 50/60Hz, 0.8A. Power Input to Gx200: 12V.

Probe Inputs: Analog and TTL, Full and Half Bridge Transducers, Air to Electronic, Solartron Orbit©.

More probe types to be added soon!

GPIO: (8) assignable IO lines - 24Volt+

DRO Dimensions: 286 mm wide x 65 mm deep x 162 mm high.

DRO Baseplate Dimensions: 120 mm wide x 125 mm deep x 9.5 mm high

Available Configurations

TheGx200is available in configurations up to 16 channels

4 and 8 channel configurations are available for any of the supported input types.

The Solartron Orbit® interface supports up to 16 channels.

MetLogix

Help and Resources

Please visit the support section at www.metlogix.com for access to Metlogix product documentation.

Watch tutorial videos for popular Gx & Mx functions at http://www.youtube.com/metlogix

Join the discussion on Facebook, search "Metlogix".

Contacts

175 Canal Street, Suite 503, Manchester, NH 03101 USA

Tel: 603.836.4452

Fax: 603.369.6499

Email: support@metlogix.com

Web: www.metlogix.com

December 2023 | © Copyright 2023 All rights reserved. MetLogix, Inc.

AMI

Automation and Metrology International, LLC

1-888-354-2525

auto-met.com